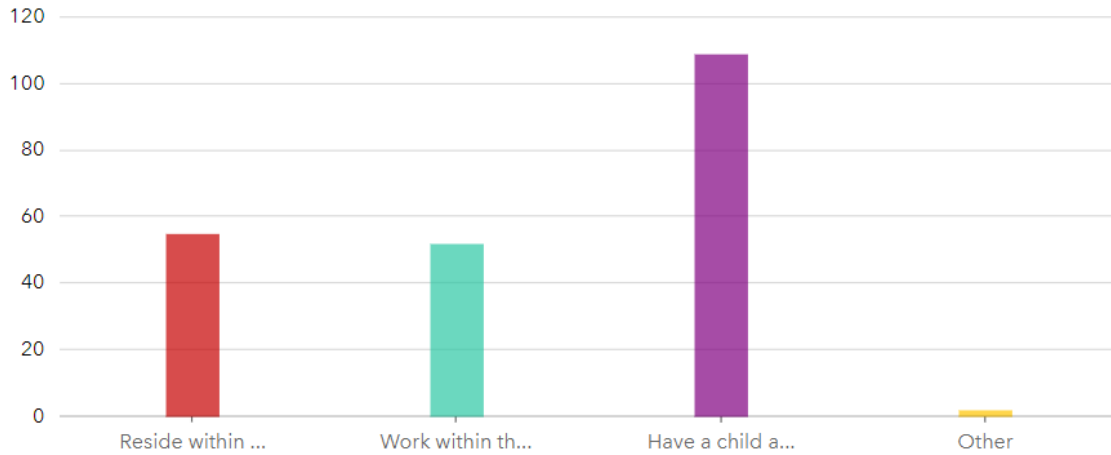




Which of the following explain your relationship with the School District of West Salem?

Column Bar



[Hide table](#)

Other response  Empty categories

| Answers  | Count | Percentage |
|--|-------|------------|
| Reside within the study area                     | 55    | 40.15%     |
| Work within the study area                       | 52    | 37.96%     |
| Have a child attend school within the study area | 109   | 79.56%     |
| Other  | 2     | 1.46%      |

Answered: 136 Skipped: 1

If you selected "Other" for your relationship with the School District of West Salem, please explain.

Word cloud

The word cloud requires at least 20 answers to show.

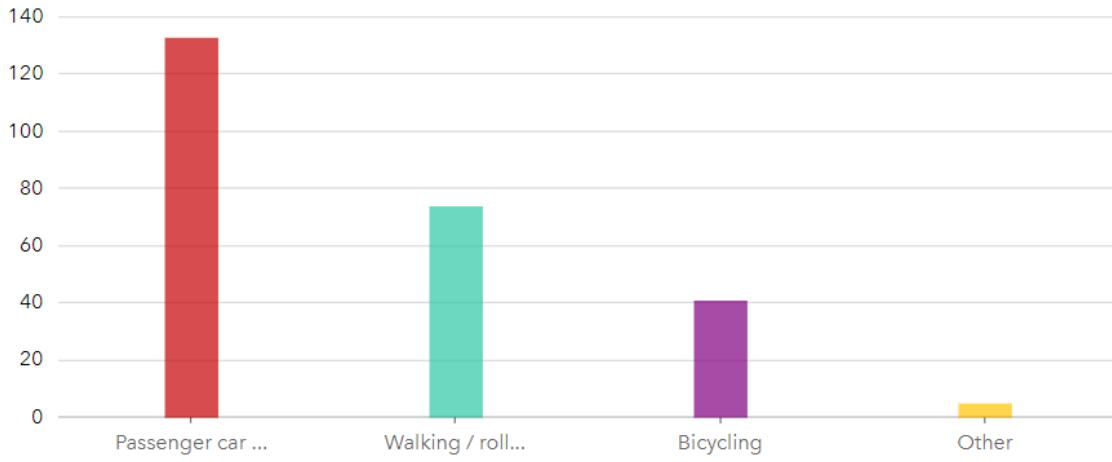
[Hide table](#)

| Response  | Count |
|---|-------|
| My children attend daycare in the area. The daycare provider has to walk to and from the school with my children. | 1     |

Answered: 1 Skipped: 136

In what manner(s) do you use in the roads in the School District of West Salem?

Column Bar



[Hide table](#)

Other response  Empty categories

| Answers                    | Count | Percentage |
|----------------------------|-------|------------|
| Passenger car / motorcycle | 133   | 97.08%     |
| Walking / rolling          | 74    | 54.01%     |
| Bicycling                  | 41    | 29.93%     |
| Other                      | 5     | 3.65%      |

Answered: 136 Skipped: 1

If you selected "Other" for the manner you use the road in the School District of West Salem, please explain.

[Word cloud](#)

The word cloud requires at least 20 answers to show.

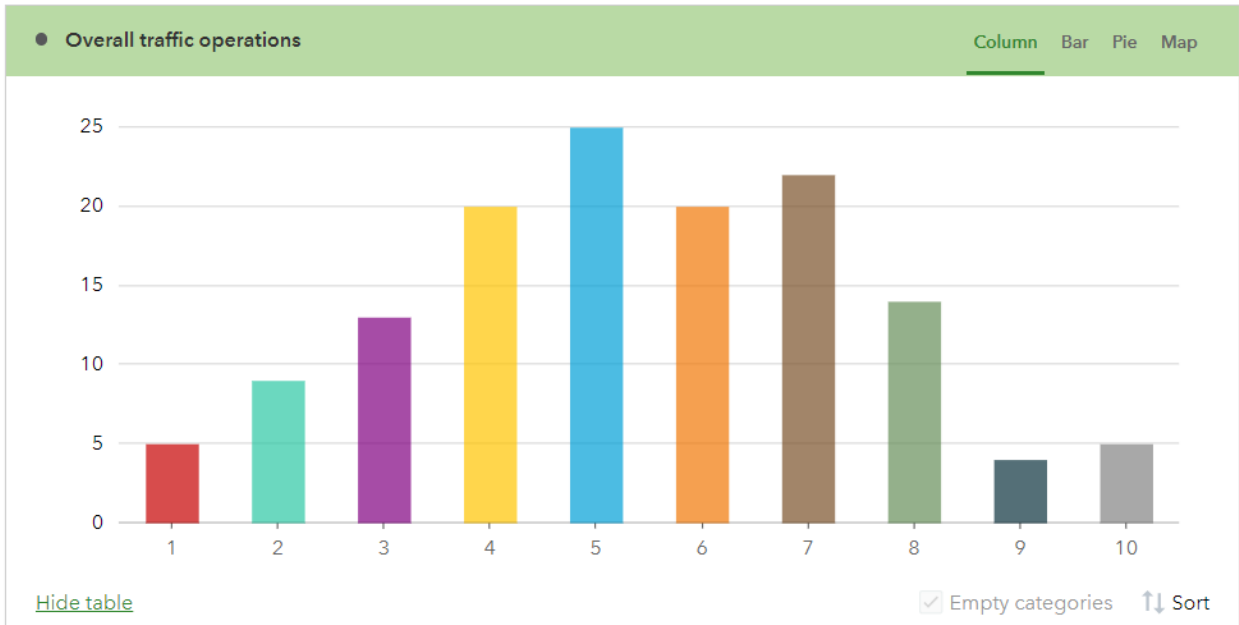
[Hide table](#)

[AA Show words](#)

| Response  | Count |
|---|-------|
| Just driving what                               | 1     |
| I am a crossing guard on Leonard and Hamlin St. | 1     |
| Driving   | 1     |
| Drive school bus                                | 1     |
| Crossing guard                                  | 1     |
| bus driver                                      | 1     |

Answered: 6 Skipped: 131

Rank the following from 1 to 10 for the School District of West Salem.

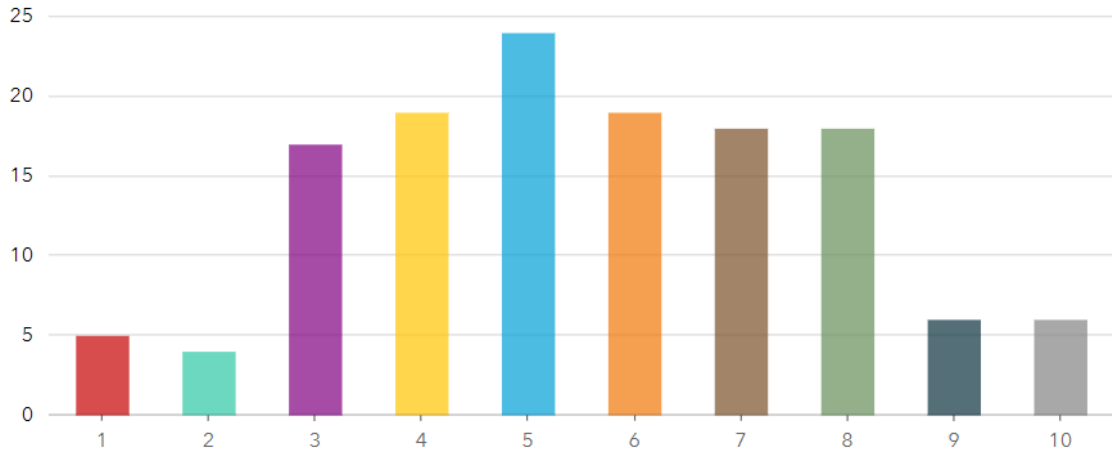


| Answers | Count | Percentage |
|---------|-------|------------|
| 1       | 5     | 3.65%      |
| 2       | 9     | 6.57%      |
| 3       | 13    | 9.49%      |
| 4       | 20    | 14.6%      |
| 5       | 25    | 18.25%     |
| 6       | 20    | 14.6%      |
| 7       | 22    | 16.06%     |
| 8       | 14    | 10.22%     |
| 9       | 4     | 2.92%      |
| 10      | 5     | 3.65%      |

Answered: 137 Skipped: 0

● Overall traffic safety

Column Bar Pie Map



[Hide table](#)

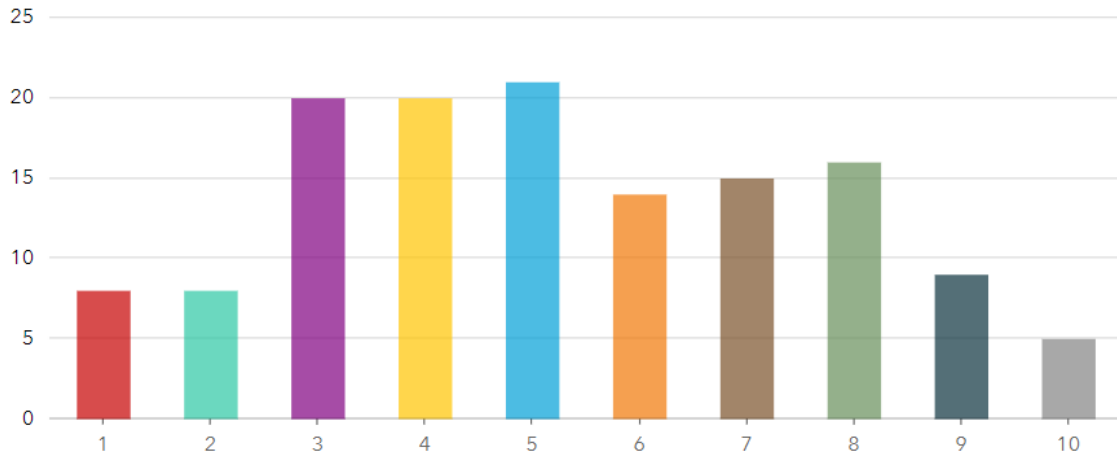
Empty categories [Sort](#)

| Answers | Count | Percentage |
|---------|-------|------------|
| 1       | 5     | 3.65%      |
| 2       | 4     | 2.92%      |
| 3       | 17    | 12.41%     |
| 4       | 19    | 13.87%     |
| 5       | 24    | 17.52%     |
| 6       | 19    | 13.87%     |
| 7       | 18    | 13.14%     |
| 8       | 18    | 13.14%     |
| 9       | 6     | 4.38%      |
| 10      | 6     | 4.38%      |

Answered: 136 Skipped: 1

● Pedestrian safety

Column Bar Pie Map



[Hide table](#)

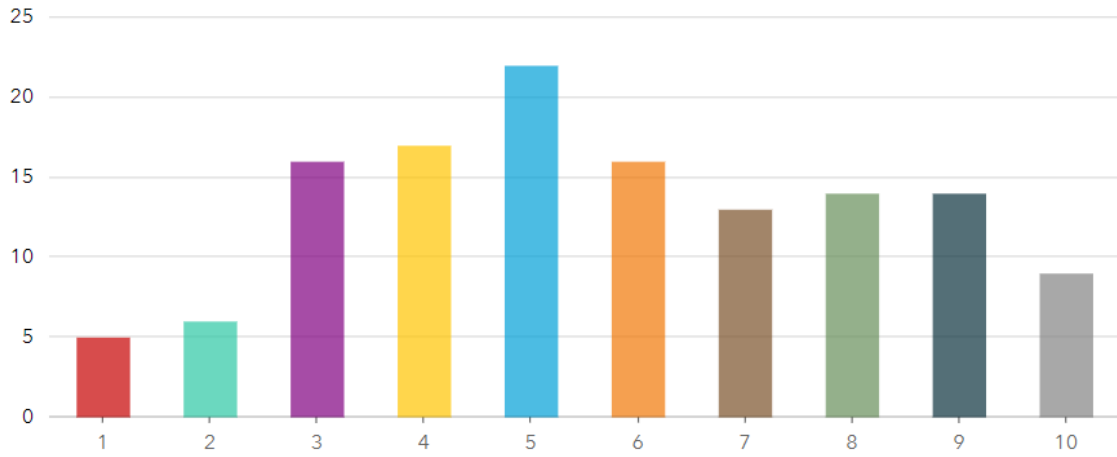
Empty categories [↑↓ Sort](#)

| Answers | Count | Percentage |
|---------|-------|------------|
| 1       | 8     | 5.84%      |
| 2       | 8     | 5.84%      |
| 3       | 20    | 14.6%      |
| 4       | 20    | 14.6%      |
| 5       | 21    | 15.33%     |
| 6       | 14    | 10.22%     |
| 7       | 15    | 10.95%     |
| 8       | 16    | 11.68%     |
| 9       | 9     | 6.57%      |
| 10      | 5     | 3.65%      |

Answered: 136 Skipped: 1

● Pedestrian facilities

Column Bar Pie Map



[Hide table](#)

Empty categories [Sort](#)

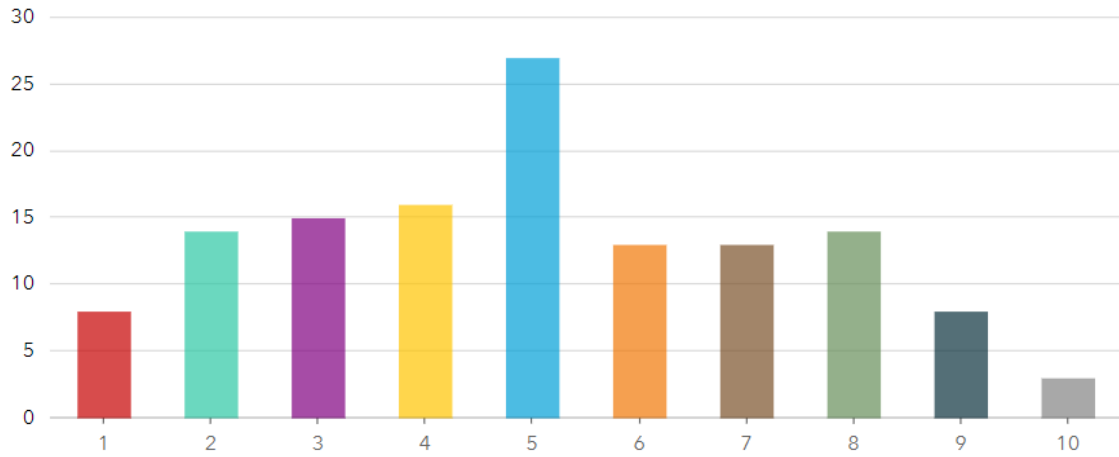
| Answers | Count | Percentage |
|---------|-------|------------|
| 1       | 5     | 3.65%      |
| 2       | 6     | 4.38%      |
| 3       | 16    | 11.68%     |
| 4       | 17    | 12.41%     |
| 5       | 22    | 16.06%     |
| 6       | 16    | 11.68%     |
| 7       | 13    | 9.49%      |
| 8       | 14    | 10.22%     |
| 9       | 14    | 10.22%     |
| 10      | 9     | 6.57%      |

Answered: 132 Skipped: 5



● Bicycle safety

Column Bar Pie Map



[Hide table](#)

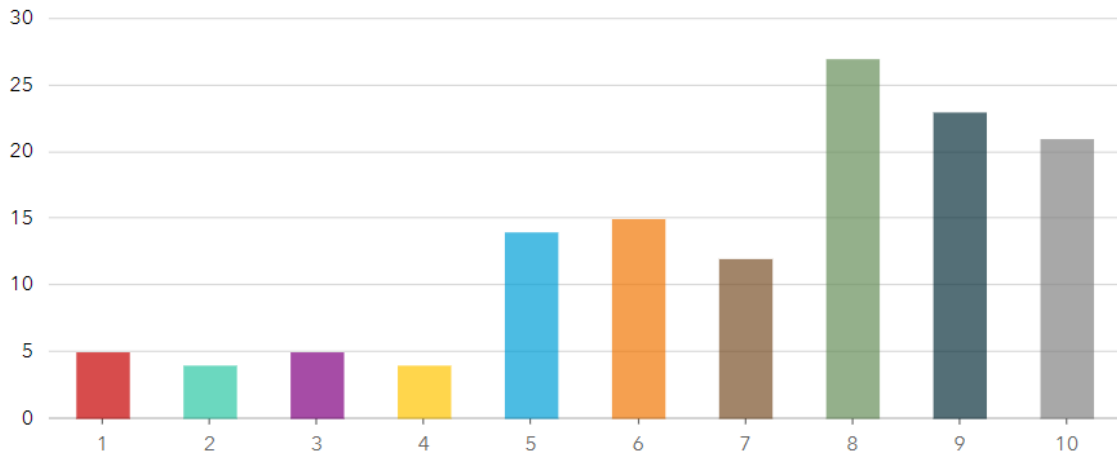
Empty categories [Sort](#)

| Answers | Count | Percentage |
|---------|-------|------------|
| 1       | 8     | 5.84%      |
| 2       | 14    | 10.22%     |
| 3       | 15    | 10.95%     |
| 4       | 16    | 11.68%     |
| 5       | 27    | 19.71%     |
| 6       | 13    | 9.49%      |
| 7       | 13    | 9.49%      |
| 8       | 14    | 10.22%     |
| 9       | 8     | 5.84%      |
| 10      | 3     | 2.19%      |

Answered: 131 Skipped: 6

● School bus operations

Column Bar Pie Map



[Hide table](#)

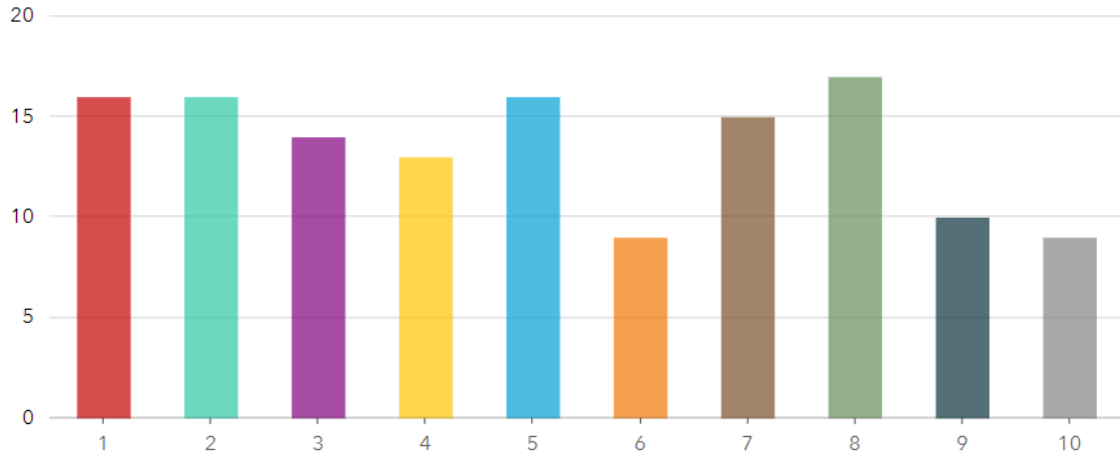
Empty categories [↑↓ Sort](#)

| Answers | Count | Percentage |
|---------|-------|------------|
| 1       | 5     | 3.65%      |
| 2       | 4     | 2.92%      |
| 3       | 5     | 3.65%      |
| 4       | 4     | 2.92%      |
| 5       | 14    | 10.22%     |
| 6       | 15    | 10.95%     |
| 7       | 12    | 8.76%      |
| 8       | 27    | 19.71%     |
| 9       | 23    | 16.79%     |
| 10      | 21    | 15.33%     |

Answered: 130 Skipped: 7

● School drop-off / pick-up operations

Column Bar Pie Map



[Hide table](#)

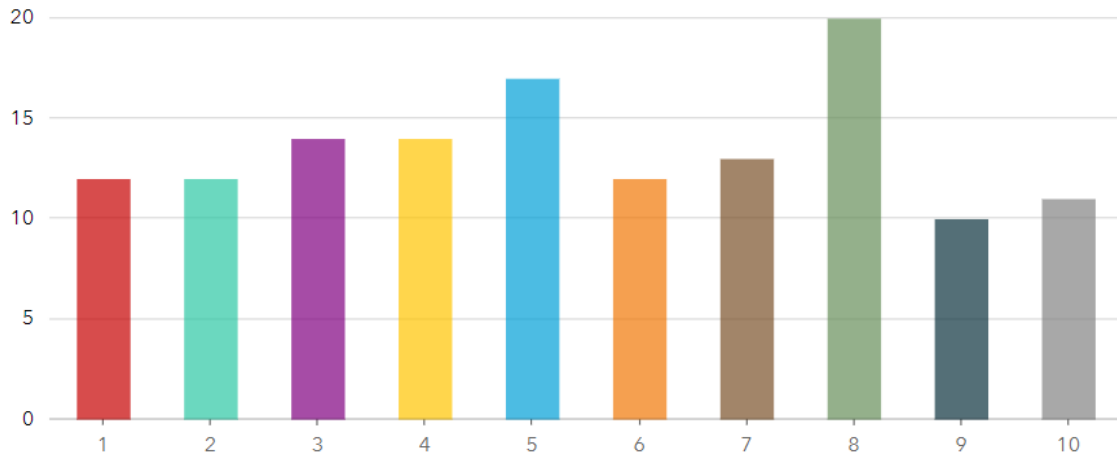
Empty categories

| Answers | Count | Percentage |
|---------|-------|------------|
| 1       | 16    | 11.68%     |
| 2       | 16    | 11.68%     |
| 3       | 14    | 10.22%     |
| 4       | 13    | 9.49%      |
| 5       | 16    | 11.68%     |
| 6       | 9     | 6.57%      |
| 7       | 15    | 10.95%     |
| 8       | 17    | 12.41%     |
| 9       | 10    | 7.3%       |
| 10      | 9     | 6.57%      |

Answered: 135 Skipped: 2

● School drop-off / pick-up safety

Column Bar Pie Map



[Hide table](#)

Empty categories [↑↓ Sort](#)

| Answers | Count | Percentage |
|---------|-------|------------|
| 1       | 12    | 8.76%      |
| 2       | 12    | 8.76%      |
| 3       | 14    | 10.22%     |
| 4       | 14    | 10.22%     |
| 5       | 17    | 12.41%     |
| 6       | 12    | 8.76%      |
| 7       | 13    | 9.49%      |
| 8       | 20    | 14.6%      |
| 9       | 10    | 7.3%       |
| 10      | 11    | 8.03%      |

Answered: 135 Skipped: 2